



CSSM100

STUDIO CONDENSER MICROPHONE

USER GUIDE

Thank you for choosing JBL Commercial CSSM100 Studio Condenser Microphone. CSSM100 is a general-purpose condenser microphone for recording & on-stage purposes. It can also be used to record instruments. Since every instrument radiates sound in a specific way, to get the best sound it is crucial to experiment with microphone placement.

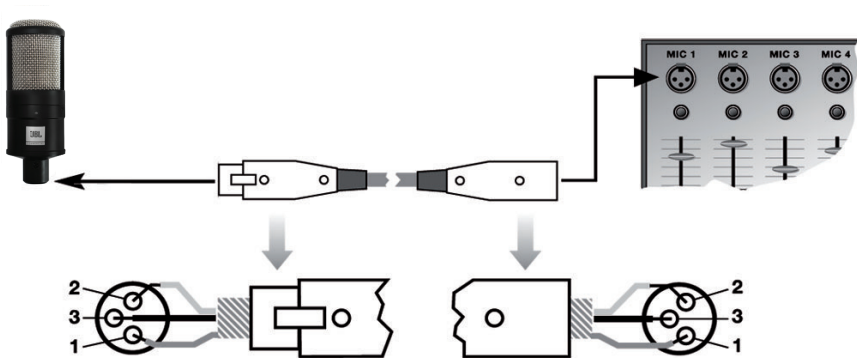


BOX INCLUDES

- i. CSSM100 studio condenser microphone
- ii. Microphone stand adapter

CONNECTING TO AUDIO EQUIPMENT

The microphone uses a condenser capsule designed for 48-volt phantom powering & needs an external power supply.



The microphone provides a balanced output on a 3-pin male XLR connector.

1. Pin 1: Ground
 2. Pin 2: Hot
 3. Pin 3: Cold
- i. Use an XLR cable to connect the microphone to balanced XLR input with phantom power.
 - ii. Switch the phantom power ON (refer to the user manual of the unit to which you connected the microphone) the white LED on the microphone indicates it is receiving the phantom power.

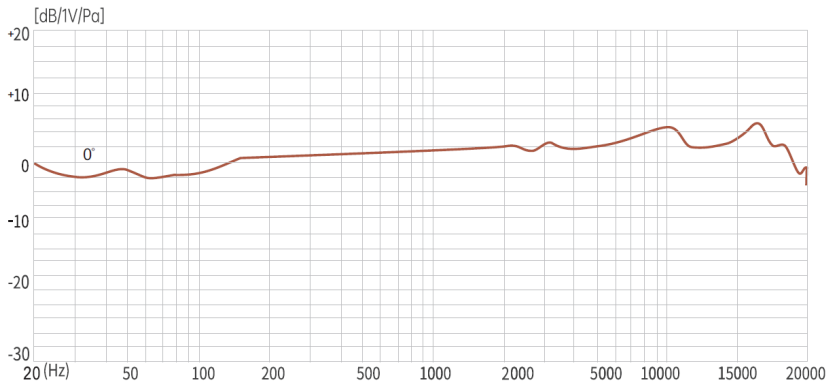
OPERATION

- i. The front of the microphone is on the side of the body with the JBL Commercial logo on it. Therefore, always aim the logo at the sound source you are going to record. CSSM100 will pick up very little sound from the rear.
- ii. When recording wind instruments or vocals, make sure not to blow or sing directly into the microphone. To void unwanted wind & pop noise, place a pop screen between the microphone & vocalist/instrument.
- iii. Keep the microphone dry. Moisture from blowing or singing directly at the capsule from a short distance, or extremely high humidity may cause the microphone to start crackling or go very quiet.

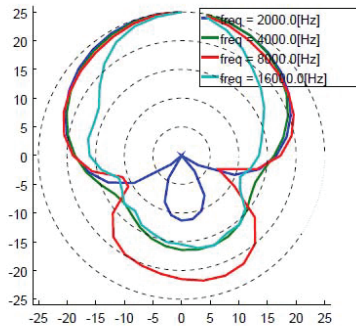
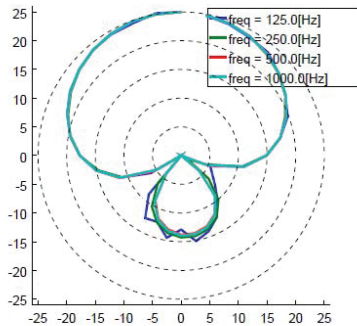
CLEANING

- i. Use a soft cloth moistened with water to clean the surface of the microphone body.

FREQUENCY RESPONSE



POLAR PATTERN



FEATURES

- i. All metal, rugged microphone with a sturdy front grill.
- ii. High sensitivity condenser capsule.
- iii. Hyper-cardioid pickup pattern.
- iv. High headroom with minimum distortion.
- v. Wide frequency response suitable for vocal & instrument recording.

SPECIFICATIONS

Polar pattern	Hyper-cardioid
Transducer	14mm condenser capsule
Frequency response	20Hz to 20KHz
Sensitivity	-36dBV \pm 3dB (0dB=1V/Pa at 1KHz)
Equivalent noise level	\leq 24dBA
Peak SPL	110dB (THD \leq 1% at 1KHz)
Electrical impedance	100 Ω
Temperature range	-40° to +55°C
Phantom powering	+48V \pm 4V
Current consumption	3mA
Dimensions	Dia.: 54mm, Length: 148mm
Net weight	383g



All product images shown are for illustration purpose only and may not be an exact representation of the product. Actual product may vary in colour, size and finishing. ©2021 HARMAN International Industries, Inc. All rights reserved.